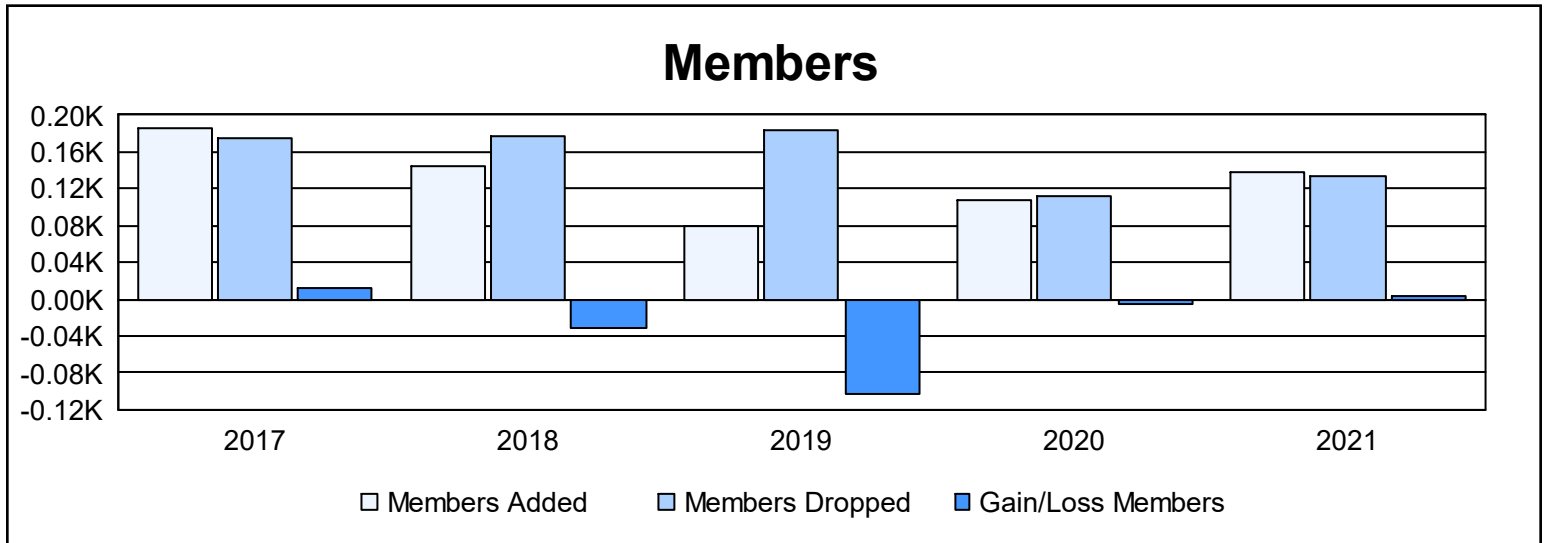
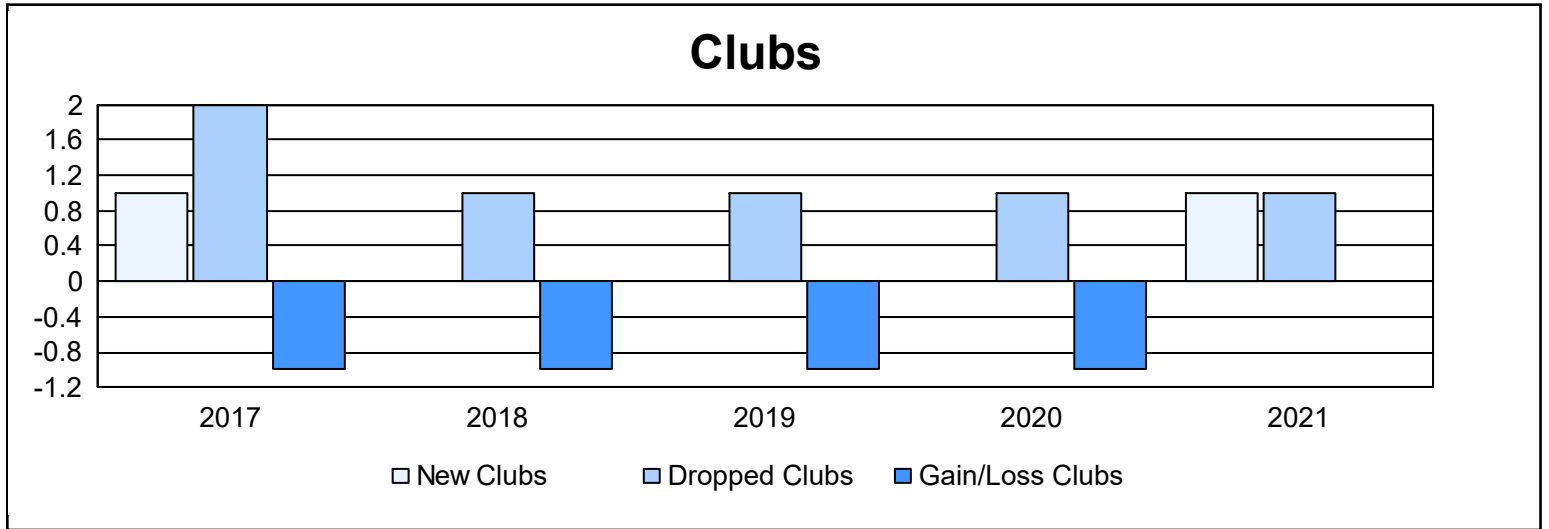
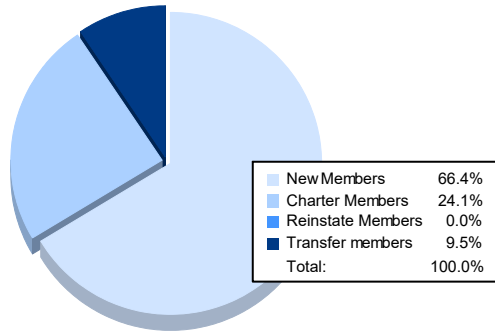


| Year | New Clubs | Dropped Clubs | Gain/ Loss Clubs | New Members | Charter Members | Reinstate Members | Transfer Members | Total Member Added | Total Members Dropped | Gain/ Loss Members |
|----------------|-----------|---------------|------------------|-------------|-----------------|-------------------|------------------|--------------------|-----------------------|--------------------|
| 2016-2017 | 1 | 2 | -1 | 145 | 28 | 7 | 6 | 186 | 174 | 12 |
| 2017-2018 | 0 | 1 | -1 | 119 | 0 | 9 | 17 | 145 | 177 | -32 |
| 2018-2019 | 0 | 1 | -1 | 69 | 0 | 4 | 7 | 80 | 184 | -104 |
| 2019-2020 | 0 | 1 | -1 | 94 | 1 | 6 | 7 | 108 | 113 | -5 |
| 2020-2021 | 1 | 1 | 0 | 91 | 33 | 0 | 13 | 137 | 134 | 3 |
| Average | 0 | 1 | -1 | 104 | 12 | 5 | 10 | 131 | 156 | -25 |



Membership Composition June 2021 Cumulative



Gender Composition June 2021 Cumulative

